



# FY24 Executive Budget

## Schedule 01 — Executive Department Agencies

### Executive Department

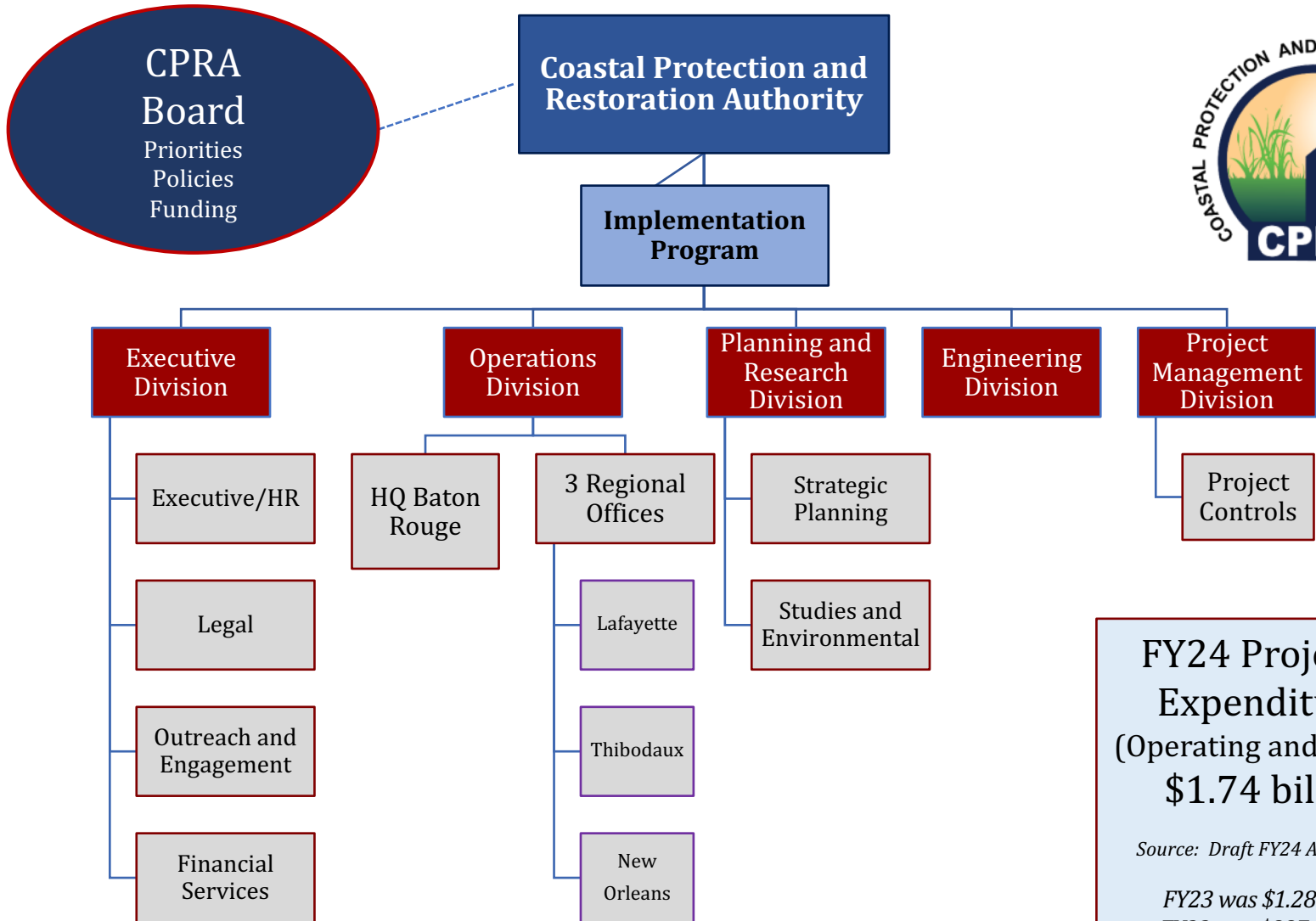
Management and  
Regulatory Agencies  
Supporting the  
Executive Branch of  
State Government

	Tab No.
Executive Department Overview	Overview
Executive Office	01-100 EXEC
Office of Indian Affairs	01-101 OIA
State Inspector General	01-102 SIG
Mental Health Advocacy Service	01-103 MHAS
Louisiana Tax Commission	01-106 LTC
Division of Administration	01-107 DOA
Coastal Protection and Restoration Authority	01-109 CPRA
Governor's Office of Homeland Security and Emergency Preparedness	01-111 GOHSEP
Military Affairs	01-112 MILI
La. Public Defender Board	01-116 LPDB
La. Stadium and Exposition District	01-124 LSED
La. Commission on Law Enforcement	01-129 LCLE
Office of Elderly Affairs	01-133 OEA
La. State Racing Commission	01-254 LSRC
Office of Financial Institutions	01-255 OFI



# 01-109 Coastal Protection and Restoration Authority

## Organizational Structure



**FY24 Projected Expenditures**  
 (Operating and Capital)  
**\$1.74 billion**

*Source: Draft FY24 Annual Plan*

*FY23 was \$1.28 billion*  
*FY22 was \$887 million.*



# 01-109 Coastal Protection and Restoration Authority

## Acronyms for Coastal Funding and Programs

### **CWPPRA = Coastal Wetlands Planning, Protection, and Restoration Act**

- Authorized by Congress in 1990, CWPPRA was the first major federal program to fund Louisiana coastal wetlands restoration projects.

### **GOMESA = Gulf of Mexico Energy Security Act**

- Enhances OCS (outer continental shelf) oil and gas leasing activities and revenue sharing in the Gulf of Mexico.

### **HSDRRS = Hurricane and Storm Damage Risk Reduction System**

- Congressionally authorized overhaul and upgrade of the federal levees, floodwalls, and other protective measures in the New Orleans area.

### **NFWF = National Fish and Wildlife Foundation**

- Founded by Congress in 1984 to sustain, restore, and enhance the country's wildlife, fish, plants, and natural habitats.

### **NOAA = National Oceanic and Atmospheric Administration**

- A scientific agency within the U.S. Department of Commerce that focuses on the conditions of the ocean, major waterways, and the atmosphere.

### **NRDA = Natural Resources Damage Assessment**

- A legal process used by federal agencies to evaluate the impact of oil spills, hazardous waste sites, and ship wrecks on the country's coastal and inland areas.

### **RESTORE = Resources and Ecosystems Sustainability, Tourist Opportunities, and Revived Economies of the Gulf Coast States Act**

- This act dedicates 80 percent of all administrative and civil penalties related to the Deepwater Horizon oil spill to the Gulf Coast Restoration Trust Fund and outlines a structure by which funds can be utilized.

### **WRDA = Water Resources Development Act**

- Congressionally enacted package of laws designed to address the environment, flood protection, and hydrologic issues.

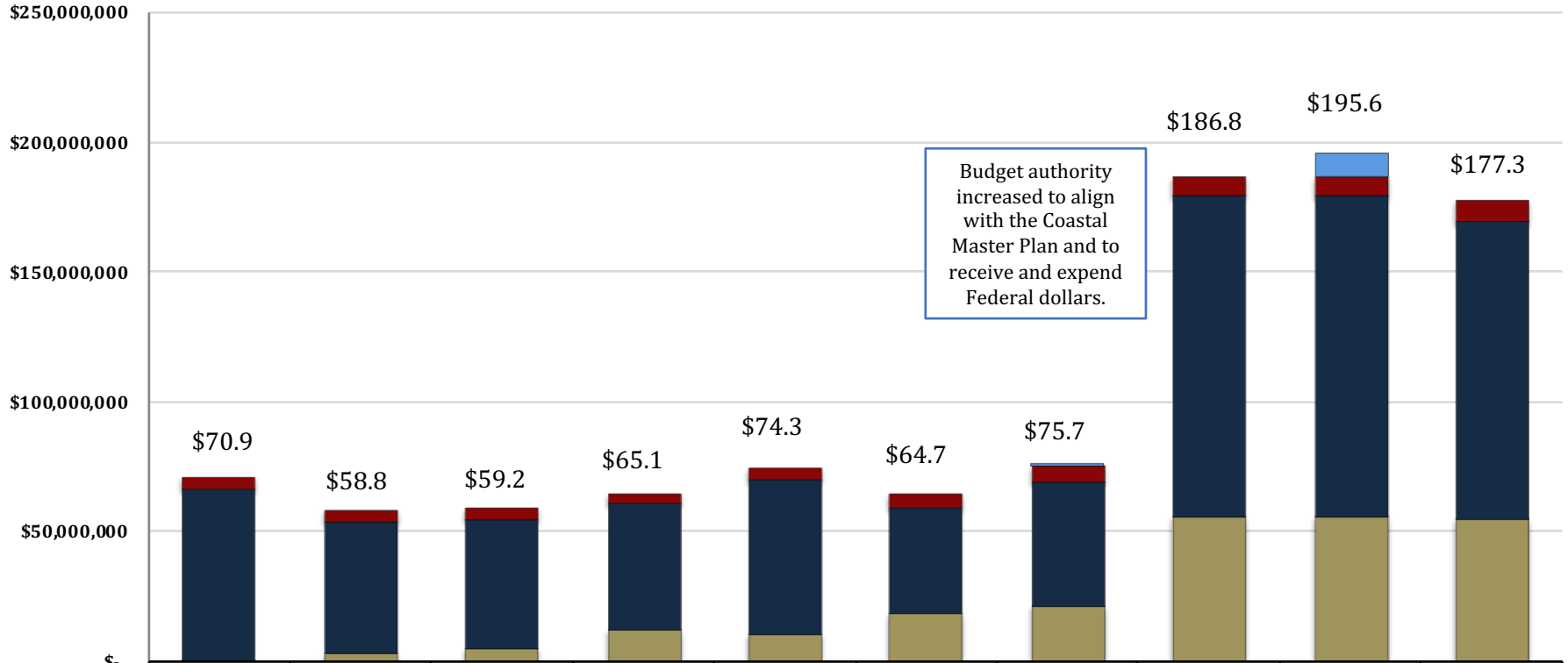


# 01-109 Coastal Protection and Restoration Authority

## Changes in Funding since FY16

**Total Budget by Fiscal Year and Means of Finance**  
(in \$ millions)

Change from FY16 to FY24 is +150.1%.  
Change from FY16 to FY22 is +6.8%.



	FY16 Actual	FY17 Actual	FY18 Actual	FY19 Actual	FY20 Actual	FY21 Actual	FY22 Actual	FY23 Enacted	FY23 EOB as of 12-1-22	FY24 Recommended
■ SGF	\$-	\$-	\$-	\$-	\$-	\$-	\$189,001	\$-	\$8,783,639	\$-
■ IAT	\$4,215,580	\$5,100,645	\$4,466,390	\$4,181,146	\$4,410,618	\$5,085,237	\$6,207,413	\$7,956,160	\$7,956,160	\$8,432,420
■ FSGR	\$-	\$-	\$-	\$-	\$-	\$-	\$-	\$-	\$-	\$-
■ STAT DED	\$66,054,684	\$50,048,340	\$49,107,519	\$48,795,330	\$58,823,894	\$40,563,151	\$47,606,033	\$122,716,644	\$122,716,644	\$114,445,957
■ FED	\$625,504	\$3,606,867	\$5,633,537	\$12,112,937	\$11,016,145	\$19,037,778	\$21,685,731	\$56,103,542	\$56,103,542	\$54,418,161





# 01-109 CPRA

## Statewide Adjustments for FY24 Recommended

State General Fund (Direct)	Interagency Transfers	Fees and Self-generated Revenues	Statutory Dedications	Federal Funds	Total	T.O.	Adjustment
\$8,783,639	\$7,956,160	\$0	\$122,716,644	\$56,103,542	\$195,559,985	185	<b>FY23 Existing Operating Budget as of 12-1-22</b>
\$0	\$0	\$0	\$618,521	\$0	\$618,521	0	Acquisitions and Major Repairs
\$0	\$0	\$0	\$2,469	\$0	\$2,469	0	Administrative Law Judges
\$0	\$0	\$0	(\$486,539)	\$0	(\$486,539)	0	Attrition Adjustment
\$0	\$0	\$0	(\$2,685)	\$0	(\$2,685)	0	Civil Service Fees
\$0	\$0	\$0	\$18,656	\$0	\$18,656	0	Civil Service Pay Scale Adjustment
\$0	\$0	\$0	\$64,083	\$0	\$64,083	0	Civil Service Training Series Adjustment
\$0	\$0	\$0	\$45,936	\$0	\$45,936	0	Group Insurance Rate Adjustment for Active Employees
\$0	\$0	\$0	\$12,878	\$0	\$12,878	0	Group Insurance Rate Adjustment for Retirees
\$0	\$0	\$0	\$6,815	\$0	\$6,815	0	Legislative Auditor Fees
\$0	\$0	\$0	\$614,491	\$0	\$614,491	0	Market Rate Classified
\$0	\$0	\$0	(\$844,057)	\$0	(\$844,057)	0	Non-recurring 27th Pay Period
\$0	\$0	\$0	(\$244,000)	\$0	(\$244,000)	0	Non-recurring Acquisitions & Major Repairs
(\$8,783,639)	\$0	\$0	\$0	\$0	(\$8,783,639)	0	Non-recurring Carryforwards
\$0	\$0	\$0	\$1,427	\$0	\$1,427	0	Office of State Procurement
\$0	\$0	\$0	\$536,691	\$0	\$536,691	0	Office of Technology Services (OTS)
\$0	\$0	\$0	\$229,151	\$0	\$229,151	0	Related Benefits Base Adjustment
\$0	\$0	\$0	\$138,013	\$0	\$138,013	0	Retirement Rate Adjustment
\$0	\$0	\$0	(\$13,798)	\$0	(\$13,798)	0	Risk Management
\$0	\$0	\$0	\$295,790	\$0	\$295,790	0	Salary Base Adjustment
\$0	\$0	\$0	\$851	\$0	\$851	0	UPS Fees
(\$8,783,639)	\$0	\$0	\$994,693	\$0	(\$7,788,946)	0	<b>Total Statewide Adjustments</b>
\$0	(\$4,000,000)	\$0	\$4,000,000	\$0	\$0	0	Total Means of Financing Substitution Adjustments
\$0	\$0	\$0	(\$317,330)	\$0	(\$317,330)	0	Total Non-Recurring Other Adjustments
\$0	\$4,476,260	\$0	(\$12,948,050)	(\$1,685,381)	(\$10,157,171)	1	Total Other Adjustments
\$0	\$8,432,420	\$0	\$114,445,957	\$54,418,161	\$177,296,538	186	<b>Total FY24 Recommended Budget</b>
(\$8,783,639)	\$476,260	\$0	(\$8,270,687)	(\$1,685,381)	(\$18,263,447)	1	Total Adjustments (Statewide and Agency-Specific)

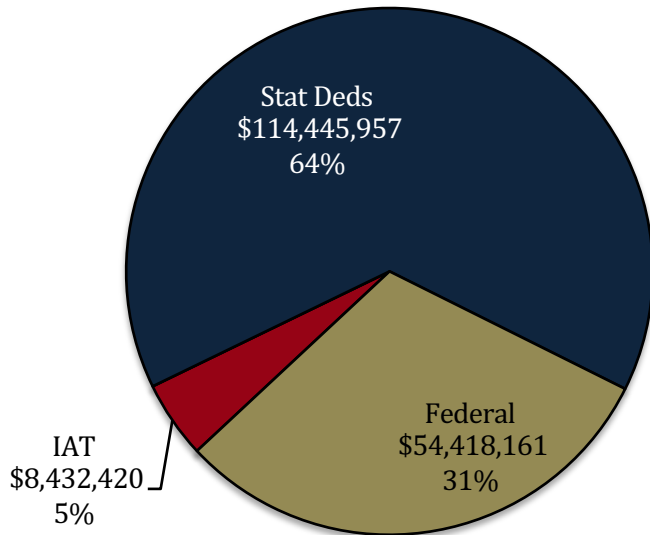


# FY24 Executive Department

## 01-109 Coastal Protection and Restoration Authority (CPRA)

Total Funding	FY22 Actual	FY23 Enacted	FY23 EOB as of 12-1-22	FY24 Recommended	Difference FY23 EOB to FY24 Recommended
CPRA	\$ 75,688,179	\$ 186,776,346	\$ 195,559,985	\$ 177,296,538	\$ (18,263,447)
T.O. Positions	181	185	185	186	1
O.C. Positions	7	7	7	6	(1)

### FY24 Recommended Total Means of Finance



#### FY24 Budget Adjustments:

**(\$10,607,297) Total** – Aligns expenditures with projects contained in the Annual Plan. (+\$4.5m. IAT; -\$13.4 m. Statutory Dedications; and -\$1.7 m. FED).

**(\$317,330) Statutory Dedications** – Non-recurs one-time funding for IT acquisitions.

**\$12,324 Statutory Dedications**– Increases funding for project documentation for public and federal sponsors.

**\$55,102 Statutory Dedications** – Increases funding for the New Orleans Regional field office and the Water Campus building.

**\$382,700 Statutory Dedications**– Increases funding for IT acquisitions to replace and upgrade computer equipment and software and to establish a new records management system.

**1 T.O.** – Converts one (1) Deepwater Horizon Oil Spill job appointment to a classified T.O. position. The position is a coastal resources program specialist 3 and expires on 1-14-24.

**MOF swap** – Removes \$4 m. IAT from DOTD and increases Statutory Dedications out of the Coastal Protection and Restoration Fund.



# FY24 Executive Department

## 01-109 Coastal Protection and Restoration Authority (CPRA)

### CPRA Dedicated Funds

Statutory Dedications	FY22 Actual	FY23 Enacted	FY23 EOB as of 12-1-22	FY24 Recommended	<i>Difference FY23 EOB to FY24 Recommended</i>
Coastal Protection and Restoration Fund	\$29,734,701	\$83,014,931	\$83,014,931	\$78,720,744	<b>(\$4,294,187)</b>
Natural Resource Restoration Trust Fund	\$17,871,332	\$39,701,713	\$39,701,713	\$35,725,213	<b>(\$3,976,500)</b>
<b>Totals</b>	<b>\$47,606,033</b>	<b>\$122,716,644</b>	<b>\$122,716,644</b>	<b>\$114,445,957</b>	<b>(\$8,270,687)</b>

Statutory Dedications make up about 64 percent of CPRA's operating budget.

The largest dedicated fund is the Coastal Protection and Restoration Fund, which is established in the state constitution as well as in statute. Its funding is derived from mineral revenues, such as severance taxes, royalty payments, bonus payments, or rentals. This fund is also one of the six uses of any money designated as non-recurring in the official forecast.

The Natural Resource Restoration Trust Fund was created in Title 30 of the Revised Statutes and provides for the funding of the Office of the Oil Spill Coordinator. Its funding is derived from an amount equal to the amount of all restoration monies received by the oil spill coordinator from natural resource damage assessments.

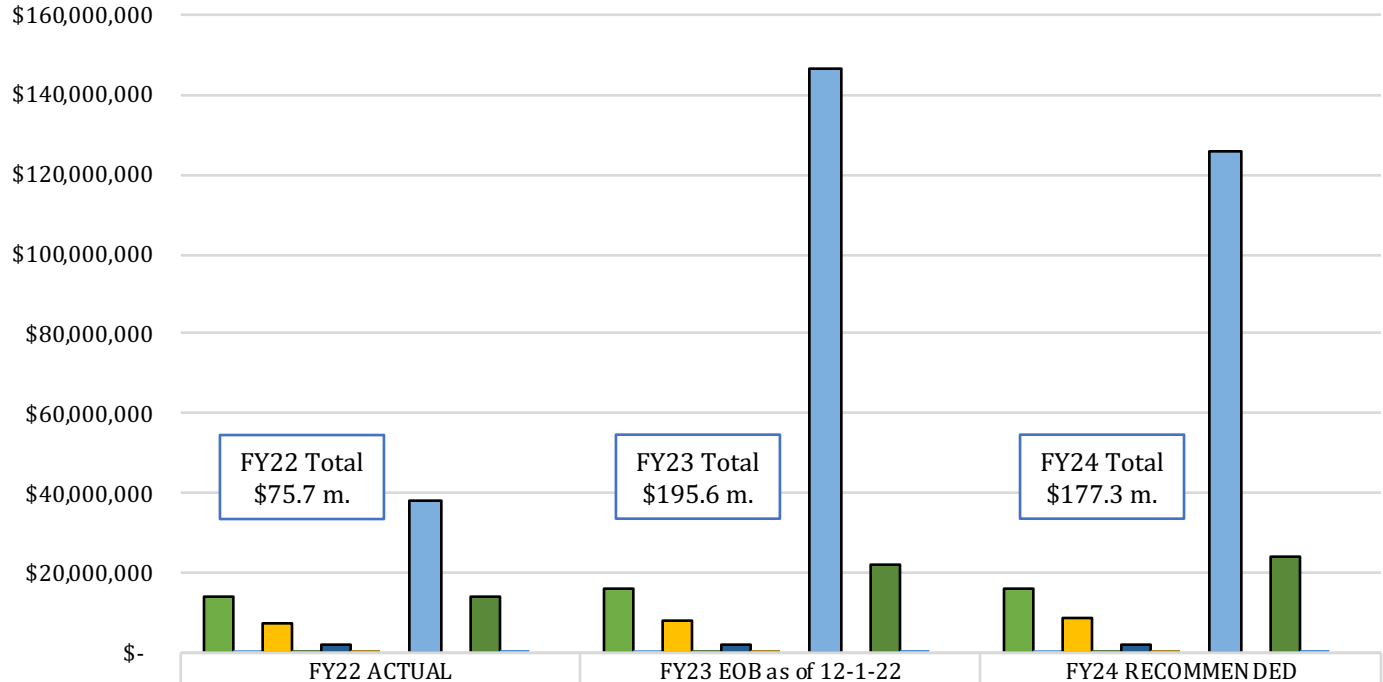


# CPR A Categorical Expenditures FY22, FY23, and FY24

For FY24 Recommended, the largest Expenditure Category is Other Charges, which makes up over 84 percent of Total Expenditures.

The Other Charges category includes expenditures for CWPPRA and other coastal projects; FEMA flood mitigation grant and other expenditures; NFWF adaptive management and monitoring; GOMESA management, maintenance, and monitoring; NRDA management, monitoring, and planning; RESTORE adaptive management and projects; interagency transfer projects with LDWF, DEQ, LOSCO, and DNR; and six (6) Other Charges positions.

Personal Services contributes 14 percent.



		FY22 ACTUAL	FY23 EOB as of 12-1-22	FY24 RECOMMENDED
<b>Personal Services</b>	Salaries	\$14,232,673	\$16,073,738	\$16,007,497
	Other Compensation	\$224,523	\$303,307	\$303,307
	Related Benefits	\$7,221,815	\$8,357,577	\$8,607,672
<b>Operating Expenses</b>	Travel	\$65,416	\$122,520	\$122,520
	Operating Services	\$1,846,238	\$1,868,012	\$1,932,714
	Supplies	\$129,518	\$211,185	\$213,909
<b>Professional Services</b>	Professional Services	\$-	\$-	\$-
	Other Charges	\$37,898,505	\$146,397,289	\$125,516,226
<b>Other Charges</b>	Debt Service	\$-	\$-	\$-
	Interagency Transfers	\$13,867,076	\$21,982,357	\$23,974,172
<b>Acquisitions and Major Repairs</b>	Acquisitions	\$202,415	\$244,000	\$618,521
	Major Repairs	\$-	\$-	\$-

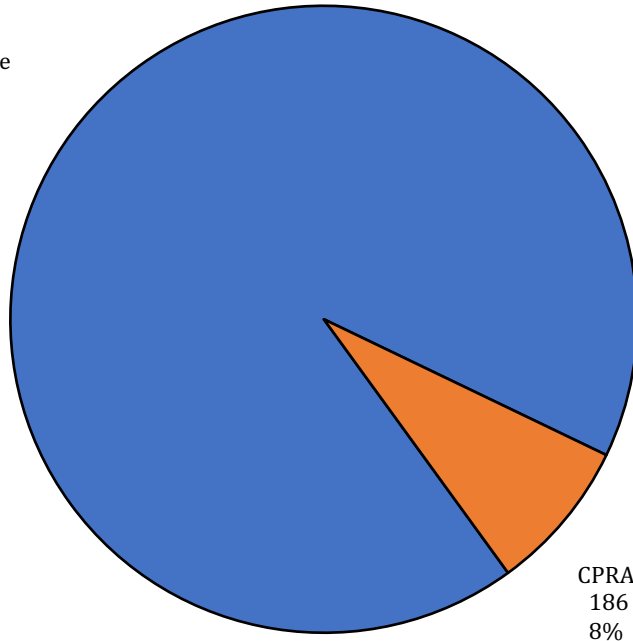


# 01-109 CPRA

## FTEs, Authorized T.O., and Other Charges Positions

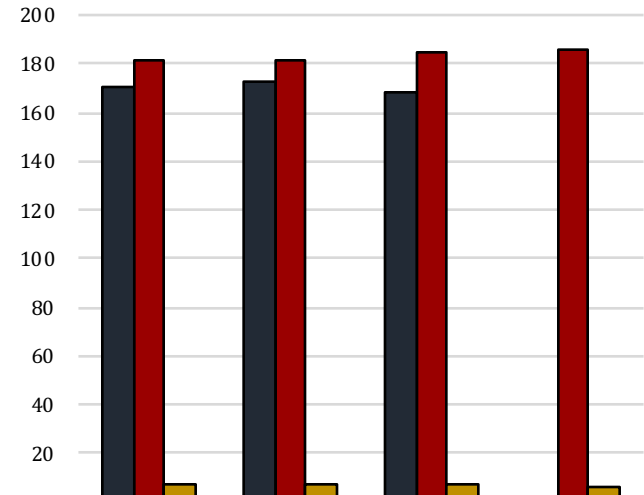
**FY24 Agency Employees  
as a portion of  
FY24 Total Department Employees**

Total  
Executive  
Dept.  
2,178  
92%



FY23 number of funded, but not filled,  
positions as of February 27 = 21

**Number  
and  
Types  
of  
Positions**



	2021	2022	2023	2024 REC
■ Total FTEs (1st July Report)	170	173	168	-
■ Authorized T.O. Positions	181	181	185	186
■ Other Charges Positions	7	7	7	6

The full-time equivalent or **FTE** definition refers to the number of hours considered full-time. For example, if an agency considers 40 hours full time, and there are two employees working 20 hours per week, those two employees would be 1.0 FTE.

**Authorized Positions** are those referred to in the Table of Organization (or T.O.) for each department. This count includes only those positions paid for from the Salaries expenditure category for the organization units and agencies include in each department's appropriation. This excludes positions paid for from other expenditure categories, such as wages or per diem.

**Other Charges** positions are authorized under R.S. 39:2(5)(b) ...

(5)(b) "Authorized other charges positions" means the number of positions in an appropriation bill to be funded by the other charges continuing category of the accounting system for the state. The number may be adjusted during a fiscal year in accordance with law.

- [Act 377 of 2013 by Rep. Burrell]
- Positions coded in the Other Charges expenditure category
- These positions are usually associated with federal grants





# 01-109 CPRA

## Related Employment Information

Salaries and Related Benefits for the 186 Authorized Positions are listed below in Chart 1.  
 In Chart 2, benefits are broken out to show the portion paid for active versus retired employees.  
 This is where payments for the Unfunded Accrued Liability (UAL) can be found.

1.

Personal Services	2021 Actual	2022 Actual	2023 Enacted	2024 Recommended
Salaries	\$13,642,766	\$14,232,673	\$16,073,738	\$16,007,497
Other Compensation	\$290,188	\$224,523	\$303,307	\$303,307
Related Benefits	\$7,112,086	\$7,221,815	\$8,357,577	\$8,607,672
<b>Total Personal Services</b>	\$21,045,040	\$21,679,011	\$24,734,622	\$24,918,476

Average T.O. Salary = \$84,475

*Examples of Other Compensation include pay for WAE employees, part-time employees, student workers, etc.*

2.

Related Benefits FY24 Recommended	Total Funding	%
Total Related Benefits	\$8,607,672	
UAL payments	\$5,949,281	69%
Retiree Health Benefits	\$431,676	
Remaining Benefits*	\$2,226,715	
Means of Finance	General Fund = 0%	Other = 100%

Department Demographics	Total	%
<b>Gender</b>		
Female	78	46
Male	92	54
<b>Race/Ethnicity</b>		
White	153	90
Black	11	6.5
Asian	2	1.1
Indian	--	--
Hawaiian/Pacific	--	--
Declined to State	4	2.4
<b>Currently in DROP or Eligible to Retire</b>	21	12

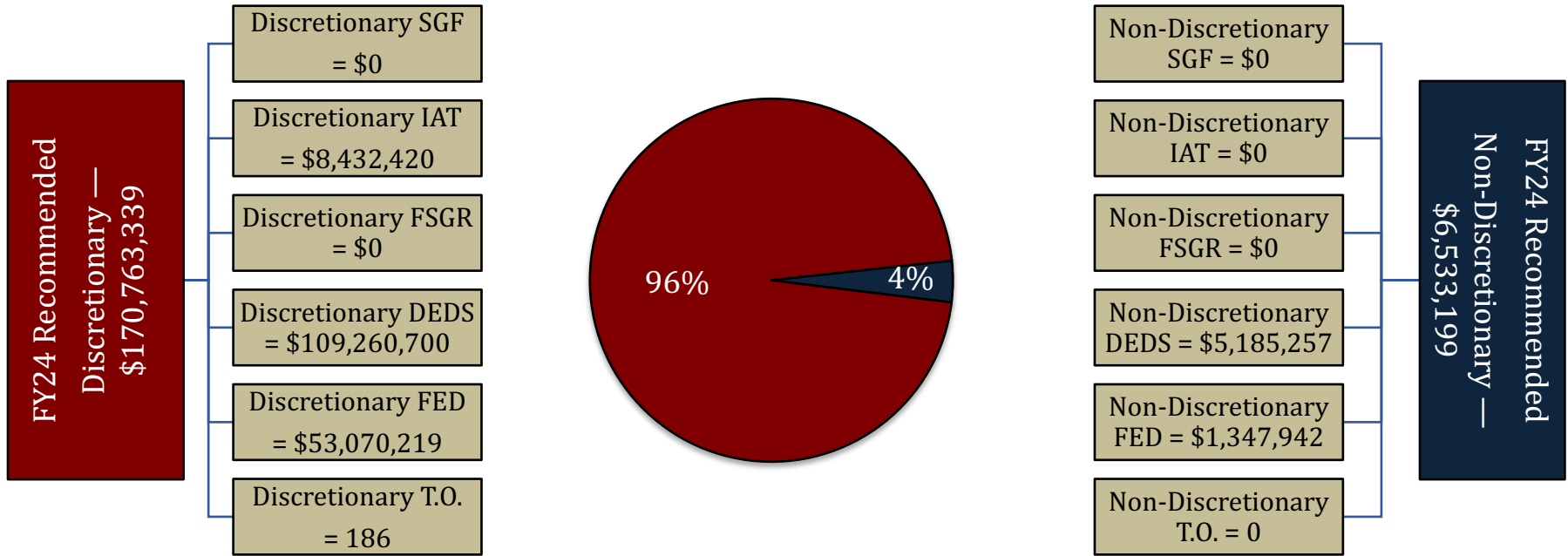
*\* Remaining Benefits include employer contribution to authorized positions' retirement, health, Medicare, FICA, Emoluments etc. The authorized positions include authorized T.O. positions and authorized other charges positions, both filled and vacant.*

Other Charges Benefits  
\$247,619



# 01-109 CPRA

## FY24 Discretionary/Non-Discretionary Comparison



Total Discretionary Funding by Office		
Executive Office	\$18,235,435	0.39%
Office of Indian Affairs	\$0	0.00%
Office of Inspector General	\$1,689,423	0.04%
Mental Health Advocacy Service	\$0	0.00%
LA Tax Commission	\$4,020,770	0.09%
Division of Administration	\$1,026,341,025	21.75%
Coastal Protection and Restoration Authority	\$170,763,339	3.62%
GOHSEP	\$3,124,627,683	66.21%
Department of Military Affairs	\$112,209,145	2.38%
Louisiana Public Defender Board	\$47,586,699	1.01%
Louisiana Stadium and Exposition District	\$75,327,101	1.60%
Louisiana Commission on Law Enforcement	\$44,463,085	0.94%
Governor's Office of Elderly Affairs	\$66,991,714	1.42%
Louisiana State Racing Commission	\$14,873,540	0.32%
Office of Financial Institutions	\$12,241,951	0.26%
<b>Total Discretionary</b>	<b>\$4,719,370,910</b>	<b>100.00%</b>

Total Non-Discretionary Funding by Type		
Required by the Constitution (UAL)	\$ 5,949,281	91.06%
Needed for Unavoidable Obligations (Legislative Auditor Fees)	\$ 152,242	2.33%
Needed for Unavoidable Obligations (Group Benefits for Retirees)	\$ 431,676	6.61%
<b>Total Non-Discretionary</b>	<b>\$ 6,533,199</b>	<b>100.00%</b>



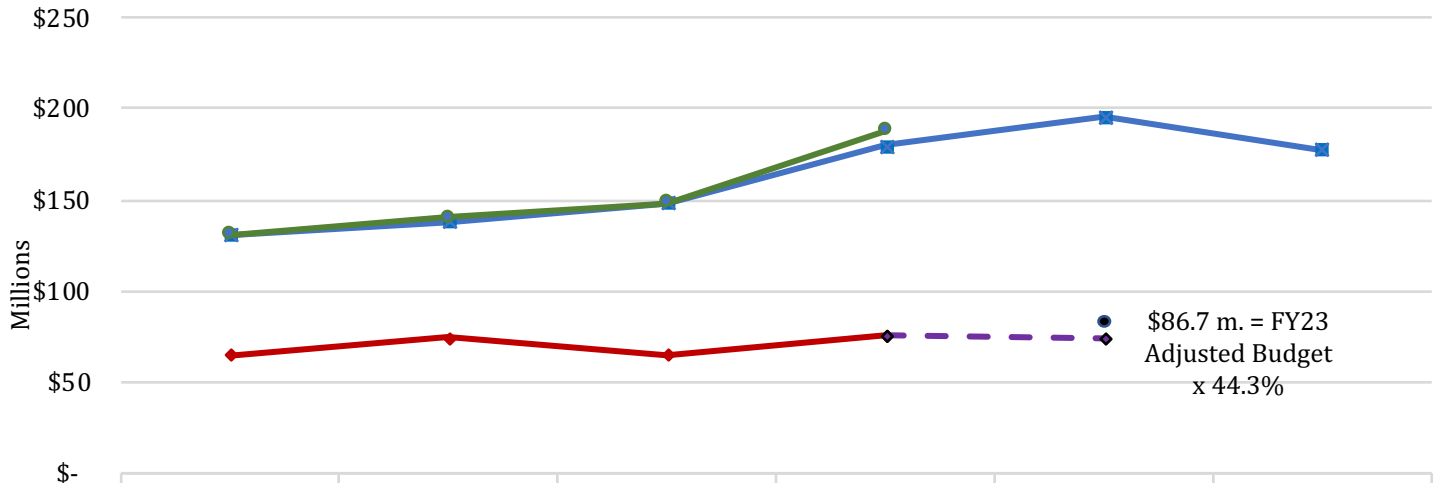
# 01-109 CPRA

## Enacted & FYE Budget vs. Actual Expenditures FY19 to FY22

**FYE Budget = "Fiscal Year End" Budget** includes all in-house and regular BA-7s through June 30 of the fiscal year. For FY23, it is as of February.

**FY23 Known Supplemental Needs: \$3 m.**  
(IAT from DOTD for flood protection activity)

**FY22 General Fund Reversions: \$282,335 est. from SGF**



	FY19	FY20	FY21	FY22	FY23 EOB	FY24 Recommended
Enacted Budget	\$130,570,156	\$137,635,720	\$148,192,412	\$179,425,089	\$195,559,985	\$177,296,538
FYE Budget	\$130,570,156	\$140,010,720	\$148,560,099	\$187,680,064		
Actual Expenditures	\$65,089,413	\$74,250,657	\$64,686,166	\$75,688,179		
FY23 Expenditure Trend				\$75,688,179	\$73,954,745	

Monthly Budget Activity				
	FY23 Adjusted Budget	FY23 Aggregate Expenditures	Remaining Budget Authority	Percent Expended To Date
Jul-22	\$ 186,776,346	\$ 3,437,477	\$ 183,338,869	1.8%
Aug-22	\$ 195,559,985	\$ 9,631,825	\$ 185,928,160	4.9%
Sep-22	\$ 195,559,985	\$ 15,613,433	\$ 179,946,552	8.0%
Oct-22	\$ 195,559,985	\$ 21,230,416	\$ 174,329,569	10.9%
Nov-22	\$ 195,559,985	\$ 28,606,093	\$ 166,953,892	14.6%
Dec-22	\$ 195,559,985	\$ 35,587,927	\$ 159,972,058	18.2%
Jan-23	\$ 195,559,985	\$ 41,415,609	\$ 154,144,376	21.2%

Monthly Budget Activity				
	FY23 Adjusted Budget	FY23 Aggregate Expenditures	Remaining Budget Authority	Percent Expended To Date
Feb-23	\$ 195,559,985	\$ 50,288,683	\$ 145,271,302	25.7%
<i>(Trend based on average monthly expenditures to date)</i>				
Mar-23	\$ 195,559,985	\$ 56,205,198	\$ 139,354,787	28.7%
Apr-23	\$ 195,559,985	\$ 62,121,714	\$ 133,438,271	31.8%
May-23	\$ 195,559,985	\$ 68,038,229	\$ 127,521,756	34.8%
Jun-23	\$ 195,559,985	\$ 73,954,745	\$ 121,605,240	37.8%

Historical Year End Average

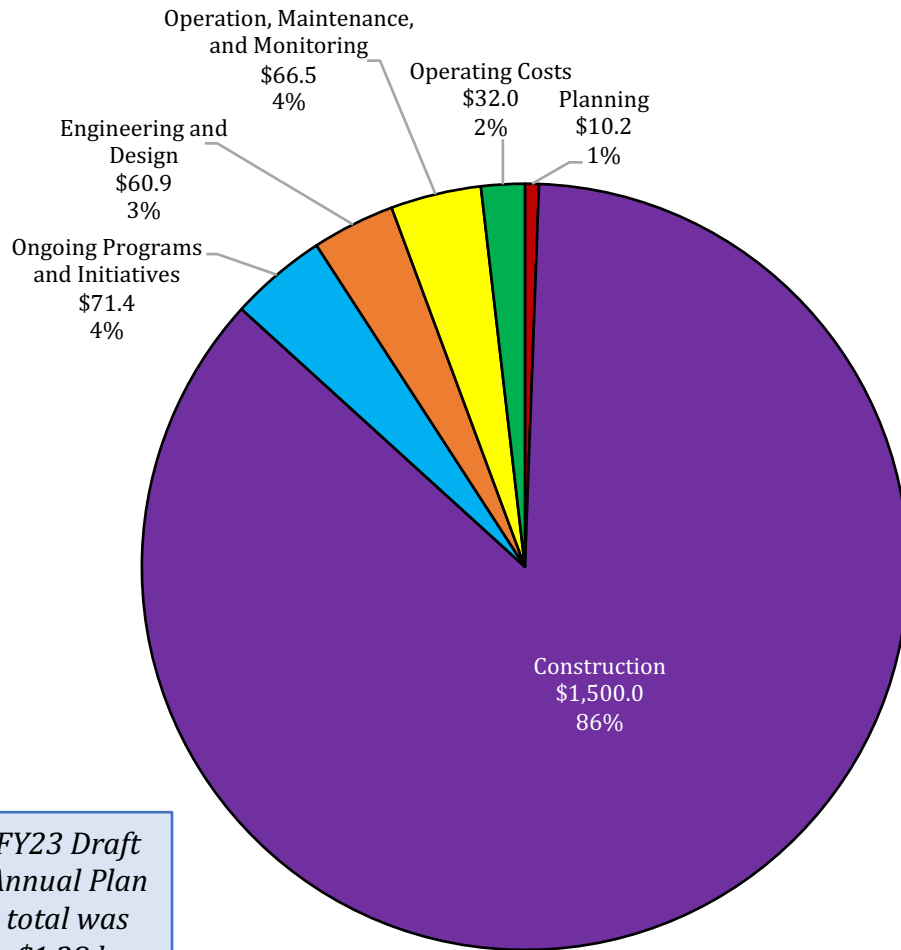
44.3%



# 01-109 Coastal Protection and Restoration Authority

## FY24 Total Projected Expenditures — \$1.74 billion

### FY24 Draft Annual Plan -- \$1.74 billion

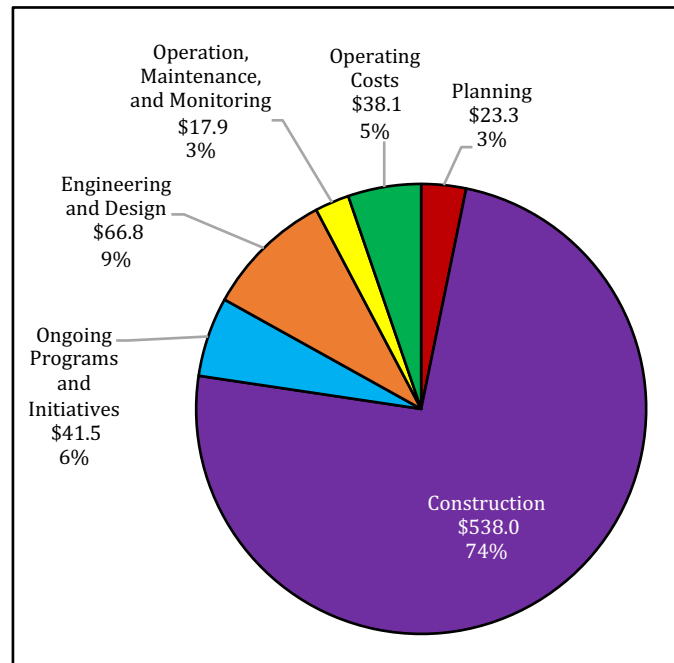


FY23 Draft Annual Plan total was \$1.28 b.

Under Act 523 of the 2009 Regular Session and Act 604 of the 2012 Regular Session, CPRA was created and charged with producing an annual plan on projects, implementation schedules, funding schedules, and projected expenditures.

Expenditures only occur in the event projected revenues are received.

### FY14 Annual Plan -- \$725.6 million



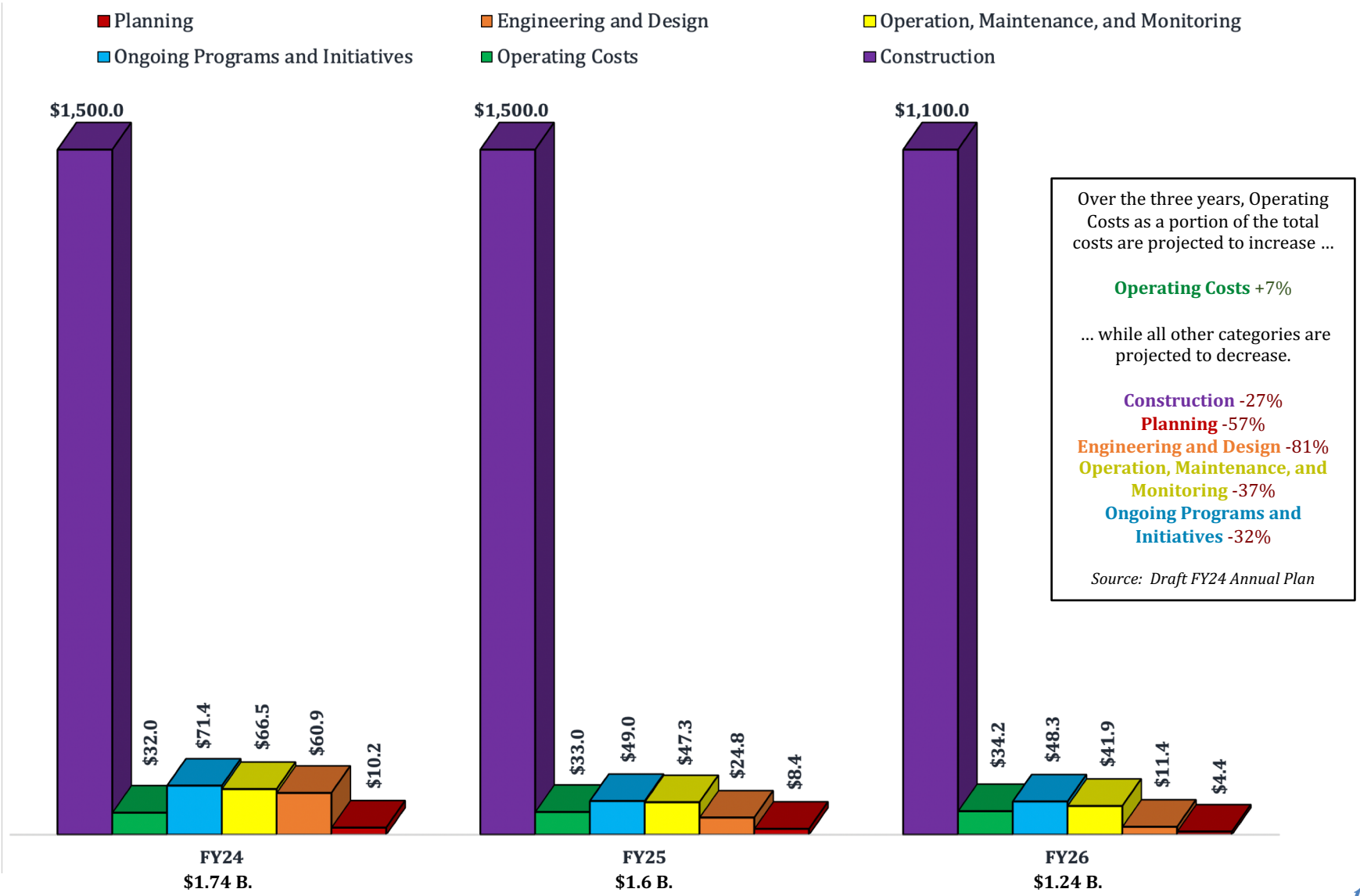
FY13 Annual Plan total was \$610 m.

Source: CPRA Draft FY24 Annual Plan; FY14 Annual Plan



# 01-109 Coastal Protection and Restoration Authority

## Three-Year Projected Expenditures (in \$ millions)







# 01-109 Coastal Protection and Restoration Authority

## Potential Expenditures – 3<sup>rd</sup> HSDRRS Payment and \$157 million from FY22 Surplus

The Hurricane and Storm Damage Risk Reduction System (HSDRRS) is a Congressionally-authorized and funded 100-year-level risk reduction system which began after Hurricane Katrina and was constructed at a total cost of \$14.5 billion (state cost share of 35 percent, or about \$5 billion).

- **As of February 2023, the estimated remaining payment for HSDRRS is approximately \$366.1 million.**
  - *In the 2022 Federal WRDA bill, a provision was included that would extend the final payment to 2032.*
  - *The bill also contains language that would give CPRA opportunities to apply credit from other completed projects toward the remaining balance of the principal.*
- Background on payments:
  - In December 2020, Congress agreed to forgive the construction interest on the project with two caveats – the initial principal payment was due prior to 9-30-21 and the remaining principal is due by 9-30-23.
  - In early 2021, a proposed repayment plan with three options was presented by the administration to JLCB – a federal deferred payment plan and two state bond plans.
  - The legislature opted instead to appropriate an initial cash payment of \$400 million in Act 120 of the 2021 Regular Session to begin repaying the state's portion of the project.
  - In 2022, the legislature appropriated another \$400 million for repayment of HSDRRS in Act 170 (supplemental appropriations bill).

The following chart shows the proposed use of \$157 million in FY22 Surplus funds as discussed by the commissioner at JLCB:

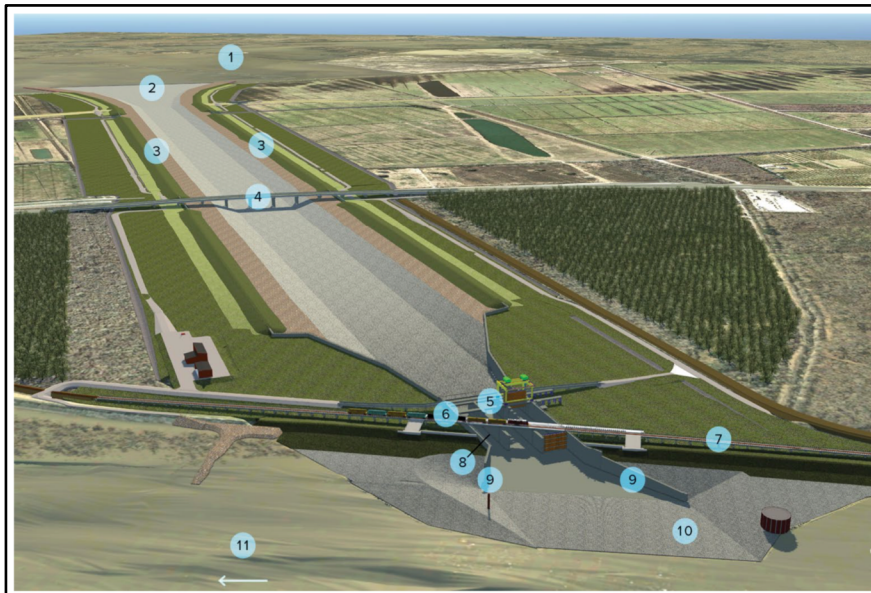
Project	Budget	Parish	Project Information
Amite River Diverison Canal Swamp Restoration	\$ 3,000,000	Ascension	Ascension parish request for spoil bank gapping on south side of ARDC
Atchafalaya Basin Program	\$ 3,000,000	Multiple	Funding FY24 ABP projects includes some of Point Coupee requests
Breton Sound Marsh Creation	\$ 8,000,000	Plaquemines	Provide for full construction of project; will leverage CWPPRA \$
Cameron Gulf Shoreline Protection	\$ 6,000,000	Cameron	Construct next increment
Chandeleur Island Restoration	\$ 2,680,000	St. Bernard	Construction will leverage NRDA \$
Grand Bayou Ridge Restoration & Canal Backfilling	\$ 3,000,000	Plaquemines	Construction for project (included in 2022 Surplus)
HNC Lock	\$ 6,000,000	Terrebonne	Construction for HNC Lock
Lafitte Tidal Protection	\$ 24,000,000	Jefferson	Construction of Crown Point polder
NLLD levee improvements, including M2G	\$ 8,000,000	Lafourche	GIWW Segment 1 and Des Allemands Flood Protection (100%- \$4.5M), GIWW Segment 2 (\$50%)
Northwest Little Lake	\$ 11,417,778	Lafourche	Construction of the NW Little Lake Project
Parish Matching	\$ 6,000,000	Coastwide	Backfilling RESTORE Parish Match commitment
Restoration Partnerships	\$ 1,000,000	Coastwide	Funding reconstruction of FY24 submissions
SLLD levee improvements, including M2G	\$ 5,000,000	Lafourche	Flood protection projects TBD
St Tammany Restoration Project	\$ 400,000	St. Tammany	Fritchie Marsh Creation (E&D) St. Tammany request
St. Charles Parish Crawford Canal/Sunset Pump Station Bar Screen Expansion (St. Charles)	\$ 6,000,000	St. Charles	St. Charles request for pump station improvements
St. Charles Parish Shoreline Protection (Labranche/Lake Salvador)	\$ 5,700,000	St. Charles	For construction along remaining unarmored LaBranche shoreline and/or Lake Salvador Shoreline
State Refuge Restoration	\$ 1,000,000	Vermilion	E&D for State Refuge (by Rainey Refuge)- SP
Sugar Ridge Pump Station	\$ 5,000,000	Lafourche	Lafourche Parish rep request (NLLD district)
SW Coastal	\$ 13,500,000	Cam., Calc., Verm.	Cost-share for USACE nonstructural (need 10 years at this level)
TLCD levee improvements (including M2G)	\$ 5,000,000	Terrebonne	Construction
Vermilion Parish Projects	\$ 4,500,000	Vermilion	Vermilion Parish Ridge Restoration (\$3.5M) and Schooner Bayou (\$1M)
West Belle Headland Repairs	\$ 14,000,000	Lafourche	FEMA cost share and construction of final component of project
West Shore Protection and Mitigation	\$ 13,220,000	St. Charles, James and John	West Shore Lake Pontchartrain construction
GIWW Shoreline Protection	\$ 2,000,000	Calcasieu	Leverage RESTORE funds for constructino from Calcasieu Parish (\$3.5M) and Landowner (\$4.5M)
<b>TOTAL</b>	<b>\$ 157,417,778</b>		



# 01-109 Coastal Protection and Restoration Authority

## \$2.92 billion Mid-Barataria Sediment Diversion Project

- On March 8, the National Fish and Wildlife Foundation announced the award of \$660 million from its Gulf Environmental Benefit Fund to support construction of the Mid-Barataria Sediment Diversion Project. The fund was established in 2013 to administer over \$2.5 billion in funding established after the *Deepwater Horizon* oil spill in 2010.
- Additionally, back on February 1, the Louisiana Trustee Implementation Group approved \$2.26 billion for the project. This group was established as a Natural Resource Damage Assessment trustee to restore the state's impacted areas after the *Deepwater Horizon* oil spill.



### ELEMENTS OF THE DIVERSION PROJECT

- 1 BARATARIA BASIN
- 2 OUTFALL TRANSITION
- 3 CHANNEL GUIDE LEVEES
- 4 HWY 23 BRIDGE
- 5 GATED STRUCTURE
- 6 RAILROAD ACCESS BRIDGE
- 7 MISSISSIPPI RIVER LEVEE
- 8 U-FRAME INTAKE STRUCTURE
- 9 U-FRAME TRAINING WALLS
- 10 INTAKE ARMORING
- 11 MISSISSIPPI RIVER

### Trustee Implementation Group

- Louisiana Coastal Protection and Restoration Authority
- Louisiana Oil Spill Coordinator's Office
- Louisiana Department of Environmental Quality
- Louisiana Department of Wildlife and Fisheries
- Louisiana Department of Natural Resources
- U.S. Department of the Interior
- National Oceanic and Atmospheric Administration
- U.S. Department of Agriculture
- U.S. Environmental Protection Agency

This project will ultimately reconnect the Mississippi River to the Barataria Basin estuary, allowing for the "controlled release of water, sediment, and nutrients into the estuary."

"At peak capacity, the diversion will allow the controlled transport of up to 75,000 cubic feet per second of Mississippi River freshwater" into the basin.

The goal of the project is to "build and sustain more than 13,000 acres - or 20 square miles - of wetlands and recreate a functional estuary in the basin."





# 01-109 Coastal Protection and Restoration Authority

## Watershed Initiative Projects – State Projects

**CPRA is one of five state agencies working on The Louisiana Watershed Initiative, along with the Office of Community Development, DOTD, GOHSEP, and Wildlife and Fisheries.**

In the 2017 Coastal Master Plan, CPRA developed a Flood Risk and Resilience Program, which is used as a basis for the Initiative.

The Watershed Initiative began in 2018 to address reducing flood risk across Louisiana.

A \$1.2 billion line of credit in Community Development Block Grant Mitigation funds was provided through the U.S. Department of Housing and Urban Development for flood risk priorities throughout the state.

**The chart below shows State projects currently funded, which total \$230.7 million.**

No.	Project	Program	Region	Parish(es)	Project Type	Project Beginning	Amount
1	La. Hwy. 22 Bridge Construction and Drainage Improvements	State	9	Ascension, Livingston	Drainage Improvements	Late 2023	\$ 42,000,000
2	Mermentau Basin Inundation Relief Project	State	4,5	Cameron, Vermilion	Drainage Improvements	Early 2024	\$ 25,000,000
3	Livingston Parish Drainage Improvements	State	7,9	Livingston	Drainage Improvements	Early 2023	\$ 15,000,000
4	Anacoco Creek Watershed Improvements	State	4	Vernon	Dam/spillway Improvements	Mid-2023	\$ 14,300,000
5	Bundick Lake Flood Surcharge Management	State	4	Beauregard	Dam/spillway Improvements	Late 2023	\$ 12,890,000
6	Turkey Creek Retention Improvements and Critical Infrastructure Hardening	State	3	Franklin	Dam/spillway Improvements	Mid-2023	\$ 10,200,000
7	Black Bayou Structure Hardening and Runoff Retention Improvements	State	1	Caddo	Dam/spillway Improvements	Mid-2023	\$ 6,600,000
8	University Lakes Flood Risk Reduction Project	State	9	East Baton Rouge	Drainage Improvements	Late 2022	\$ 5,000,000
9	LSU-Alexandria Drainage Improvements	State	5	Rapides	Drainage Improvements	Late 2022	\$ 3,700,000
10	Three Mile Lake Backwater Flood Reduction	State	5	St. Landry	Dam/spillway Improvements	Mid-2023	\$ 2,970,000
11	Caney Lake Flood Surcharge Management	State	2	Jackson	Dam/spillway Improvements	Mid-2023	\$ 2,750,000
12	Bayou Cocodrie Runoff Retention and Critical Infrastructure Improvements	State	5	Rapides, Evangeline	Dam/spillway Improvements	Mid-2023	\$ 2,200,000
13	Iatt Lake Drawdown Improvements	State	1	Grant	Dam/spillway Improvements	Mid-2023	\$ 1,100,000
43	Greinwich Terrace Buyout Program	State	4	Calcasieu	Property Buyout	Underway	\$ 30,000,000
44	Victoria Acres Buyout Program	State	5	Vermilion	Property Buyout	Underway	\$ 10,000,000
45	Spring Park Buyout Program	State	9	Livingston	Property Buyout	Underway	\$ 10,000,000
46	St. Tammany Parish Buyout Program	State	7	St. Tammany	Property Buyout	Underway	\$ 10,000,000
47	West Monroe Buyout Program	State	3	Ouachita	Property Buyout	Underway	\$ 10,000,000
48	Scott Buyout Program	State	5	Lafayette	Property Buyout	Underway	\$ 7,000,000
49	Washington Parish Buyout Program	State	7	Washington	Property Buyout	Underway	\$ 10,000,000

**\$ 230,710,000**

Project numbers on this chart gap from 13 to 43 because Projects 14 through 42 are Local or Regional Round 1 projects (next slide).



# 01-109 Coastal Protection and Restoration Authority Watershed Initiative Projects – Local and Regional Round 1

No.	Project	Program	Region	Parish(es)	Project Type	Project Beginning	Amount
14	Ockley Basin Storage Project	Local/Regional Rd 1	1	Caddo	Flood Storage	Late 2023	\$ 5,360,000
15	Huffman Creek Pump Station and Outfall Improvements	Local/Regional Rd 1	2	Rapides	Infrastructure Improvements	Mid-2023	\$ 5,290,000
16	Coushatta Casino Resort Wastewater Treatment Plant Floodwall	Local/Regional Rd 1	4	Allen	Facility Improvements	Early 2023	\$ 749,000
17	Chatlin Lake Canal Backwater Overflow Relief Structure	Local/Regional Rd 1	5	Rapides	Drainage Improvements	Early 2023	\$ 10,000,000
18	Coulee Mine East Detention Project	Local/Regional Rd 1	5	Lafayette	Flood Storage	Early 2024	\$ 4,730,000
19	Church Point Detention and Flood Proofing	Local/Regional Rd 1	5	Acadia	Flood Storage	Mid-2023	\$ 2,940,000
20	Horseshoe Canal Hardening	Local/Regional Rd 1	5	Rapides	Drainage Improvements	Mid-2023	\$ 1,910,000
21	Emergency Backup Pumps (8) for Pump Stations	Local/Regional Rd 1	6	Lafourche	Infrastructure Improvements	Late '22 - Mid '23	\$ 1,900,000
22	Bonadona-Cataldo Drainage Pump	Local/Regional Rd 1	6	Ascension	Drainage Improvements	Mid-2023	\$ 1,250,000
23	Maringouin Drainage Improvements	Local/Regional Rd 1	6	Iberville	Drainage Improvements	Mid-2023	\$ 659,500
24	Bayou Duplantier Floodplain Acquisition	Local/Regional Rd 1	9	East Baton Rouge	Floodplain Preservation	Underway	\$ 8,500,000
25	Ward Creek Floodplain Acquisition	Local/Regional Rd 1	9	East Baton Rouge	Floodplain Preservation	Underway	\$ 5,700,000
26	Cypress Bayou Green Infrastructure	Local/Regional Rd 1	9	East Baton Rouge	Flood Storage	Mid-2023	\$ 4,690,000
27	Dellwood Drainage Pump Station Hardening	Local/Regional Rd 1	7	St. Tammany	Infrastructure Improvements	Mid-2023	\$ 3,300,000
28	East Slidell Ring Levee	Local/Regional Rd 1	7	St. Tammany	Infrastructure Improvements	Late 2024	\$ 2,850,000
29	Lee Street Drainage Pump Station Hardening	Local/Regional Rd 1	7	St. Tammany	Infrastructure Improvements	Mid-2023	\$ 1,830,000
30	East Natchitoches Drainage Improvements	Local/Regional Rd 1	1	Natchitoches	Drainage Improvements	Late 2023	\$ 3,430,000
31	Foxskin Bayou Drainage Improvements	Local/Regional Rd 1	1	Bossier	Drainage Improvements	Late 2023	\$ 2,270,000
32	Bayou Lacombe Channel Improvements	Local/Regional Rd 1	2,5	Avoyelles	Drainage Improvements	Early 2024	\$ 5,690,000
33	Drainage Crossing Replacements	Local/Regional Rd 1	2	Rapides	Drainage Improvements	Early 2024	\$ 3,410,000
34	Youngs Bayou Detention Pond	Local/Regional Rd 1	3	Ouachita	Flood Storage	Early 2024	\$ 2,680,000
35	Portable Pumps (10) Parishwide	Local/Regional Rd 1	3	Ouachita	Infrastructure Improvements	Early 2023	\$ 2,680,000
36	Georgia Street Pump Station	Local/Regional Rd 1	3	Ouachita	Infrastructure Improvements	Mid-2023	\$ 500,000
37	Replacement of Ball Park Lift Station	Local/Regional Rd 1	4	Vernon	Infrastructure Improvements	Early 2023	\$ 630,900
38	Cypress Bayou and Coulee LaSalle Drainage Improvements	Local/Regional Rd 1	5	St. Martin	Drainage Improvements	Late 2023	\$ 1,000,000
39	Abbeville Area Vermilion River Bridge Debris Barrier System	Local/Regional Rd 1	5	Vermilion	Drainage Improvements	Mid-2023	\$ 550,000
40	White Castle Canal Drainage Improvement Project	Local/Regional Rd 1	6	Iberville	Drainage Improvements	Early 2024	\$ 2,560,000
41	Bayou Lafourche Pump Project	Local/Regional Rd 1	6	Ascension	Infrastructure Improvements	Late 2023	\$ 2,100,000
42	Jones Creek Detention Improvements	Local/Regional Rd 1	9	East Baton Rouge	Flood Storage	Late 2023	\$ 6,000,000
							<b>\$ 95,159,400</b>

**The chart above shows Local/Regional Round 1 projects presently funded, which total \$95.2 million.**

The LWI is currently accepting pre-applications for Round 2 project funding totaling \$100 million.

**The deadline for pre-applications is May 1, 2023.**

Details may be found at this link -- <https://watershed.la.gov/round-2>



# 01-109 Coastal Protection and Restoration Authority Watershed Initiative Projects – Design Support Program

This chart shows Design Support Program projects. This program provides technical and other assistance for projects submitted in Round 1 that did not receive funding.

Project Name	Organization	Region	Estimated Budget
Sugarhouse Bayou Outfall	Town of Colfax	1	\$ 1,360,000
Sherman Lake Flood Storage	Town of Columbia	2	\$ 5,980,000
Hodge Drainage Improvements	Village of Hodge	2	\$ 1,570,000
Glenn Ditch Pumping Station	Town of Jonesville	2	\$ 1,960,000
Cypress Detention (South)	City of West Monroe	3	\$ 1,280,000
James Addition Drainage	Town of Farmerville	3	\$ 1,500,000
Salter Street Stormwater Retention	Town of Delhi	3	\$ 3,000,000
West Parkview Drainage Improvements	City of Monroe	3	\$ 3,250,000
Ash Slough Drainage Improvements	Franklin Parish	3	\$ 3,870,000
Highway 33 Ditch Hardening	Town of Farmerville	3	\$ 2,300,000
Gulley Street Drainage	Town of Farmerville	3	\$ 1,260,000
Staulkinghead Creek Rehabilitation	Morehouse Parish	3	\$ 5,000,000
Nixon Addition Drainage Improvements	Town of Kinder	4	\$ 3,570,000
East Side Drainage Improvements	City of Bunkie	5	\$ 3,660,000
Anslem Coulee Regional Detention Pond	City of Youngsville	5	\$ 3,560,000
Oak Park Drainage Improvements	City of Oakdale	5	\$ 10,300,000
Fullers Park Drainage Improvements	City of Oakdale	5	\$ 6,900,000
East Side Drainage Improvements	Village of Hessmer	5	\$ 2,250,000
West Side Drainage Improvements	City of Bunkie	5	\$ 2,700,000
Parishwide Drainage Improvements	St. James Parish	6	\$ 814,244
Cancienne Canal Floodplain Preservation	Assumption Parish	6	\$ 4,290,000
New Pump Station Construction	Lafourche Parish	6	\$ 1,590,000
Upper Terrebonne Basin Drainage Improvements	Upper Delta Soil & Water Conservation District	6	\$ 9,170,000
Covington Lift Station Panel Elevations	City of Covington	7	\$ 2,600,000
Jones Vaughn Creek Bridge	West Feliciana Parish	7	\$ 1,400,000
Dawson Creek Drainage Improvements	East Baton Rouge Parish MOHSEP	7	\$ 8,260,000
Ormond Area Flood Mitigation Project	St. Charles Parish	8	\$ 6,000,000

**TOTAL: \$ 99,394,244**

The LWI also funded a **Regional Capacity Building Grant Program** whereby each watershed region received \$400,000 grants in Phase 1 and \$800,000 grants in Phase 2, totaling roughly \$10 million.





# 01-109 CPRA Audit Reports

## **Coastal Protection and Restoration Authority**

*June 8, 2022*

CPRA did not comply with certain sub-recipient monitoring requirements for Gulf of Mexico Energy Security Act (GOMESA) funds that were disbursed.

## **Coastal Protection and Restoration Authority – Greater New Orleans Hurricane and Storm Damage Risk Reduction System**

*September 19, 2022*

Auditors analyzed the state's share of the costs for segments of the Lake Pontchartrain and Vicinity and the West Bank and Vicinity levee projects to confirm there was supporting documentation. They found applicable documentation to support the total \$191,559,289 analyzed. The levee is part of the Greater New Orleans Hurricane and Storm Damage Risk Reduction System.